


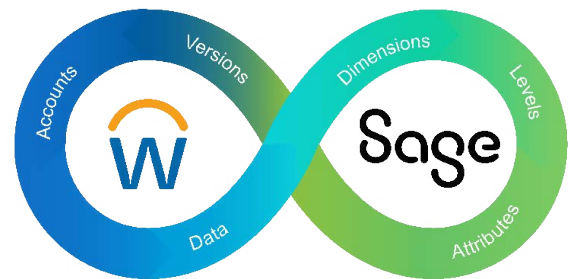
TRANSITION WITH CONFIDENCE: DATA BLEND'S WORKDAY® ADAPTIVE PLANNING AND SAGE INTACCT CONNECTOR



DataBlend has integrated Workday® Adaptive for hundreds of companies. DataBlend's experience integrating both Workday® Adaptive and Sage Intacct will ensure a seamless transition before Workday's discontinuation of its native connection.

DO I NEED TO TRANSITION?

Yes. Workday® Adaptive Planning will discontinue its native integration with Sage Intacct by March 2025. Just because Workday® Adaptive is ending its support for their integration with Sage Intacct does not mean you need to turn off the lights on effortless data synchronization between Sage Intacct and Workday® Adaptive Planning.



ABOUT DATA BLEND'S WORKDAY® ADAPTIVE PLANNING AND SAGE INTACCT CONNECTION

DataBlend is a leading provider of financial-based integrations for Workday® Adaptive Planning and Sage Intacct. Our team includes former implementers and users of Workday® Adaptive Planning and Sage Intacct, who can help build successful and efficient integrations.

DataBlend provides a turnkey solution to Workday® Adaptive Planning and Sage Intacct users. It can collect data, transform it to meet your specific needs, and load it into Workday® Adaptive Planning. DataBlend also provides warnings and errors back into DataBlend so that you can adapt and fix issues quickly and reload the data to correct the errors. It happens quickly and efficiently.

WORKDAY® ADAPTIVE PLANNING IS NOW A SAGE INTACCT DATA FLOW!

Workday® Adaptive Planning is the newest Sage Intacct Data Flow. Leveraging the DataBlend/Sage Intacct ISV relationship, you can deploy integrations to eliminate wasted time rekeying or loading import files, reduce errors, provide up-to-date information, and help improve reporting accuracy and availability.

DATA BLEND'S OUT-OF-THE-BOX INTEGRATION

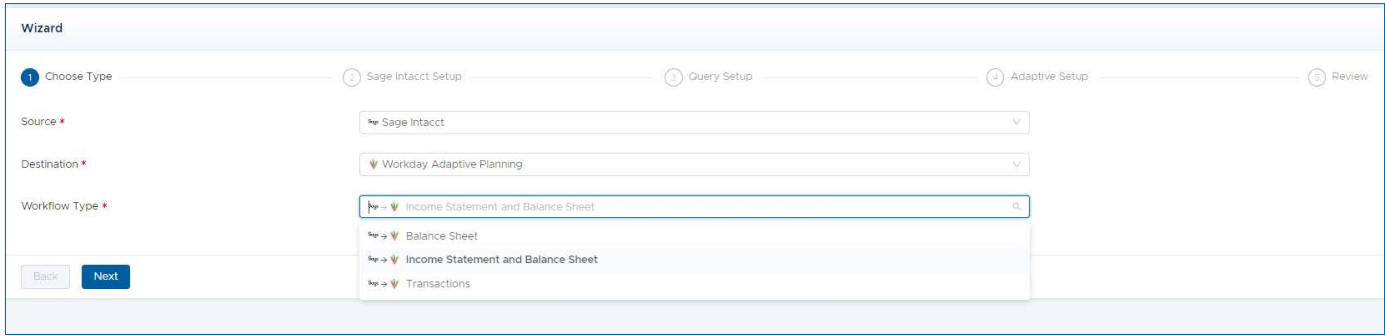
What Workday® Adaptive Planning and Sage Intacct users can do leveraging DataBlend's out-of-the-box integration:

- Load general ledger details to:
 - Income Statement
 - Balance Sheet
 - Transactions
- Update data in Workday® Adaptive Planning based on the source data
- Load dimensional data such as location, department, vendor, customer, etc.,
- Easily transform between the end balance and delta values

SAVE TIME WITH DATA BLEND'S WIZARD

DataBlend can deliver fast implementations to minimize the time to value for many of our clients by using our user-friendly setup wizards. Each of these wizards walk you through a step-by-step setup with easy to use drop down selections that enable finance staff the tools to self-provision seamless integration between core financial software.

The DataBlend Wizard is a step-by-step guide to building your fully functional integration with a few clicks of the button!



WHY TRANSITION WITH DATA BLEND?

- **Expert Guidance:** Our specialists have the knowledge and experience to make your transition smooth and efficient.
- **DataBlend is a preferred Sage Intacct Partner** and a Workday® Adaptive Planning Partner to provide the best experience and solution to your integration needs.
- **Quick Integration:** Ability to leverage DataBlend Wizard's to expedite integration roll out.
- **Scheduled Workflows:** DataBlend also supports execution of workflows on schedules, as well as on demand via the Workday® Adaptive interface.
- **Customized Solutions:** We tailor our Adaptive and Sage Intacct connection to your business needs.
- **Future-Ready:** Stay ahead of the curve with innovative integration solutions that prepare your business for tomorrow
- **Reliability:** Trusted by leading organizations for secure and accurate data transfers.
- **Customer-Centric:** Dedicated to providing exceptional support and tailored solutions.

WORRY-FREE, LOW-COST TRANSITION

Transitioning your integration between Workday Adaptive and Sage Intacct using DataBlend could not be simpler! Just ask your Sage Intacct CSM/In-Life Representative to add a Sage Intacct Data Flow to your subscription. DataBlend or your Sage Intacct reseller will coordinate everything else from there.

Depending on your Sage Intacct and Workday Adaptive configuration, there are two main pricing models:

1. *Standard Deployment* includes Single Entity, Single Reporting Currency, 1:1 Account Code Relationship, and One Reporting Book. The cost for the Standard Deployment is covered by the Sage Intacct Data Flow subscription of \$3,600 + a one-time Activation Fee of \$1,000.
2. *Extended Deployment* supports Multi-entity, Multi-Currency Budget vs Actuals, Custom level structures, Custom account structures, Metadata Synchs, Model Sheet loads beyond the standard three loads, Cube Sheet and Assumption Data Loads, and Non-GL related (stat account) Custom Loads. The cost for the Extended Deployment starts with the Sage Intacct Data Flow subscription of \$3,600 + a one-time Activation Fee of \$1,000. Additional subscription and services costs will depend on the specific scope required.

DON'T WAIT – PREPARE FOR THE FUTURE TODAY

Partner with DataBlend to transition Workday® Adaptive Planning and Sage Intacct with confidence.

Erik Neilssen, Senior Account Executive

Email: eneilssen@datablend.com

Book a meeting: <https://meetings.hubspot.com/eneilssen>

ABOUT DATA BLEND

DataBlend is an integration software (iPaaS) designed to optimize the operations of finance and accounting teams. Featuring a no-code, low-code user interface, DataBlend allows accounting and finance professionals to create secure and worry-free data integrations. CFOs, controllers, and their teams at over 900 companies rely on DataBlend to automate the flow of data across their technology stack (e.g. ERP/GL, CRM, POS, HR/payroll, and financial reporting.) Find out how DataBlend can help your organization at www.datablend.com