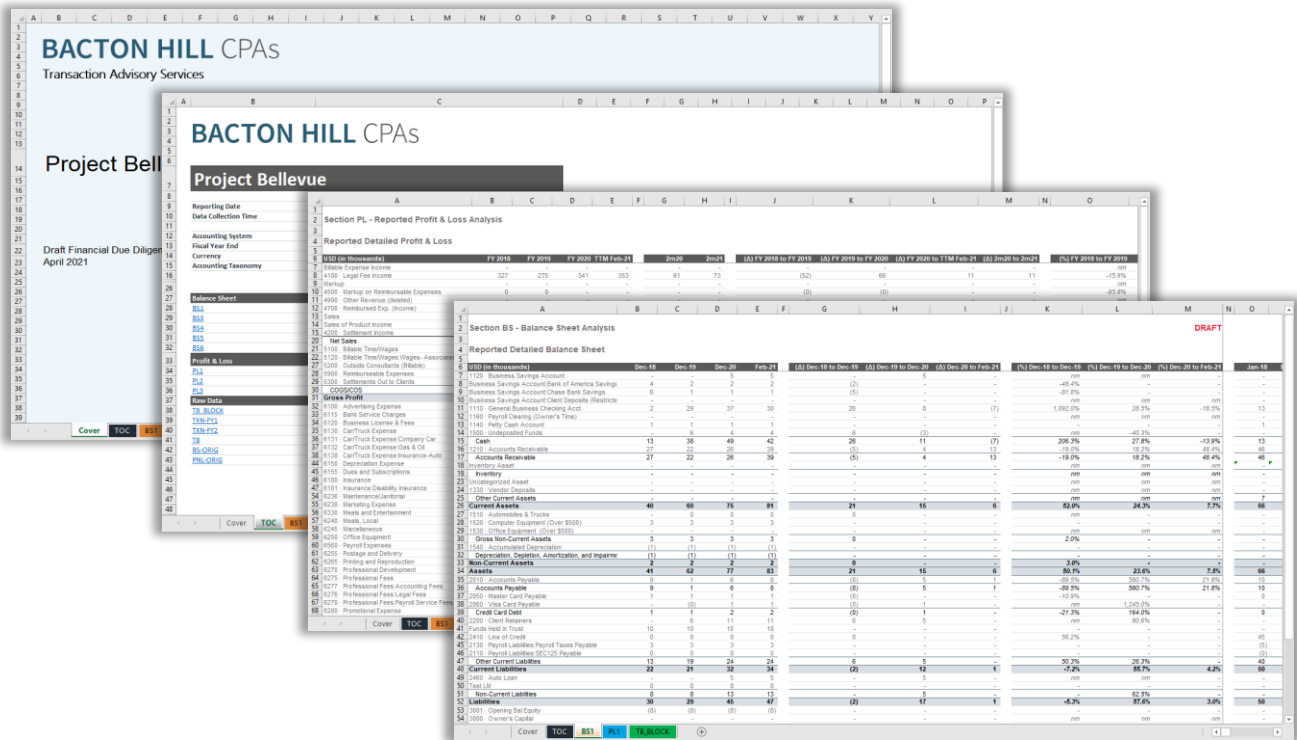


# Strongbox builds your financial databook in one-click



The screenshot displays several overlapping spreadsheets from the Strongbox application. The top spreadsheet is titled 'BACTON HILL CPAs' and shows a 'Section PL - Reported Profit & Loss Analysis' with columns for FY 2018, FY 2019, FY 2020, TTM Feb-21, Jun20, and Jun21. Below this is a 'Section BS - Balance Sheet Analysis' with columns for Dec-18, Dec-19, Dec-20, Feb-21, and various year-over-year percentage changes. The interface includes a sidebar with navigation options like 'Reporting Date', 'Data Collection Time', and 'Accounting System'.

Save 20+ hours in data prep and analysis on every deal.

## Instant value for your team



Receive target's financials + GL data in one-click



Customizable output to fit your firm's Databook template




In-depth analysis to enable procedures (i.e., cash proof)

Learn more

[Strongbox.ai](https://strongbox.ai)

Strongbox is a product of Finagraph, a Seattle-based company with a 10-year history building innovative financial tools for small businesses, accountants and financial services providers.



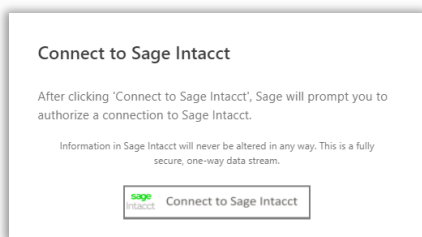
## Key Features

- ✓ Reduce the burden of request lists and back-and-forth by connecting directly to the company's accounting system
- ✓ Line-by-line monthly financial statements
- ✓ General ledger (transaction) detail
- ✓ Cash flow analysis
- ✓ Default databook formats or customize to your template
- ✓ Instant implementation

## How It Works

1

Your team (or the company) connects to Strongbox app



2

Data is extracted, normalized and analyzed in minutes



3

Your Databook is available for download directly into Excel

