





Make smarter business decisions with beautiful, bespoke reports and intelligent insights.



# The **interactive** and **collaborative** financial **reporting** tool



"It makes a big difference for business owners to see a summary view of how all of their businesses are performing."

**Andrew Haynes**

Founder of Kindred Accounting



"Syft has allowed me to provide additional skills in the advisory space and to look at things like cash flow forecasting and budgets for my clients."

**Rachel Paterson**


Founder of Conduit Bookkeeping



"The automated financial reports coming out of Syft that provide the executive summary have been a godsend for us."

**Andrew Seguin**


Founder of Seguin Financial



"It shifted our time from doing less analytical, busy work to value-added work where we can advise."

**Spencer Jones**

Founder of Proact CFO



# Syft Analytics Platform

A single tool to review, analyze,  
and predict financial data

## Beyond traditional financials


- Transaction-level insights
- Daily performance tracking
- Multi-entity and consolidated reporting

## Financial data integrations

- Seamless accounting integrations
- Ecommerce and payment platforms
- Non-financial data connectors
- Automatic daily refreshing

## Syft Campus and multi-channel support

- Extensive courses and certifications
- Live onboarding and chat support
- Comprehensive knowledge center



## Security is at the core of our platform

Syft Analytics is the only financial reporting and data analytics software that is SOC 2 certified. While SOC 2 compliance isn't a requirement for SaaS and cloud computing vendors, its role in securing your data cannot be overstated. And you can rest assured that for us, at Syft Analytics, the safety of your data is paramount



# Share, collaborate, and drive decision making


Live interactive reports allow you to dive deeper and understand trends over time with transaction-level insights

4 Replies >

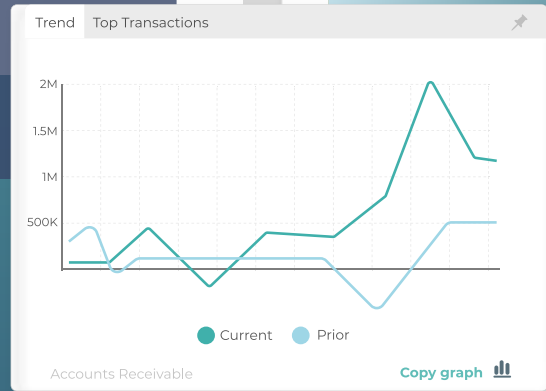
**SC**

**Catrina Costa** 04 Feb, 13:15

Sure, here is a good explanation of what you are looking at.



Reply



## Live view

Share secure, interactive, and collaborative links to reports

## Report templates

Download pre-built reports within seconds of connecting


## Custom reporting

Create your own bespoke reports and financial statements


Theme Front page Back page Header and Footer

Select a design


Bread Bakery




Dusk surf ✓




Abstract




Ocean meets land



Moody vase ✓



Stuck in time





# Track the metrics that make sense for your business

Customize KPIs and targets to align to your most important performance drivers

## Health metrics

Track your performance against targets across financial, sales, and data metrics

## Custom KPIs

Design industry-specific KPIs and visualize their performance over time

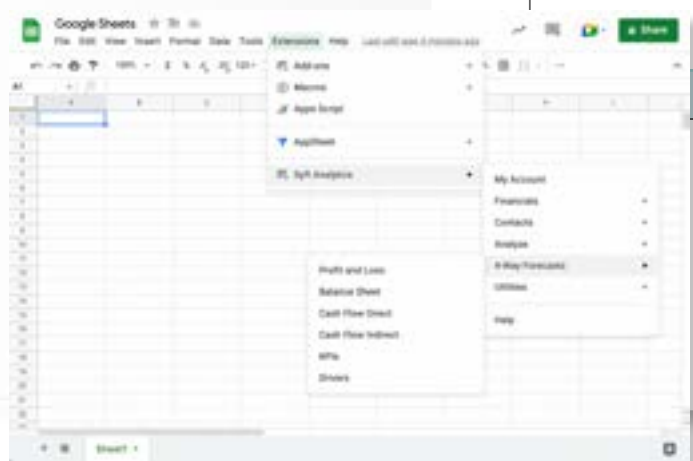
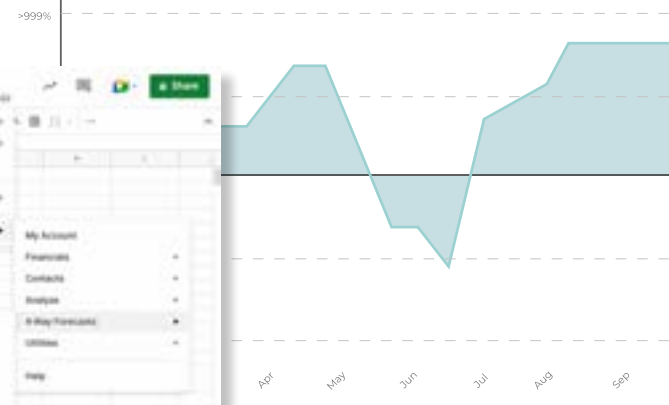
## Non-financial data

Report on key operational data through Excel and Google Sheet connectors

### KPIs

View any Key Performance Indicator. Add more ratios in Financials, KPIs.

3 selected 3



Create an equation

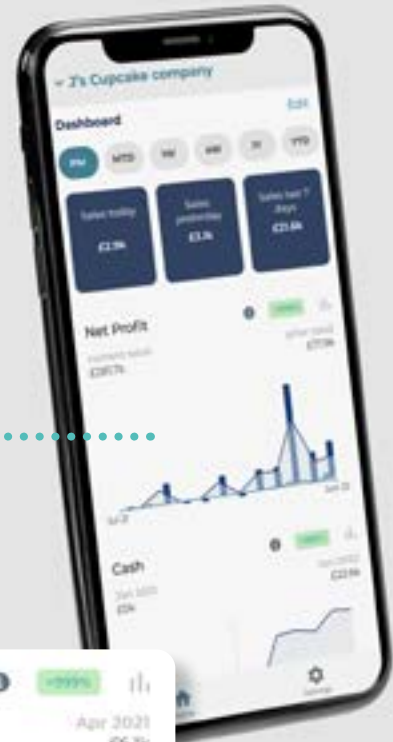
$$\left( \text{Special Revenue} - \text{prior Special Revenue} \right) / \text{prior Special Revenue}$$

- P&L Account
- Balance Sheet Account
- Non-Financial Data
- ( ) + - x ÷



# Implement **daily** monitoring of key financials

Real-time dashboards of your financials available across both web and mobile apps



## Custom dashboard

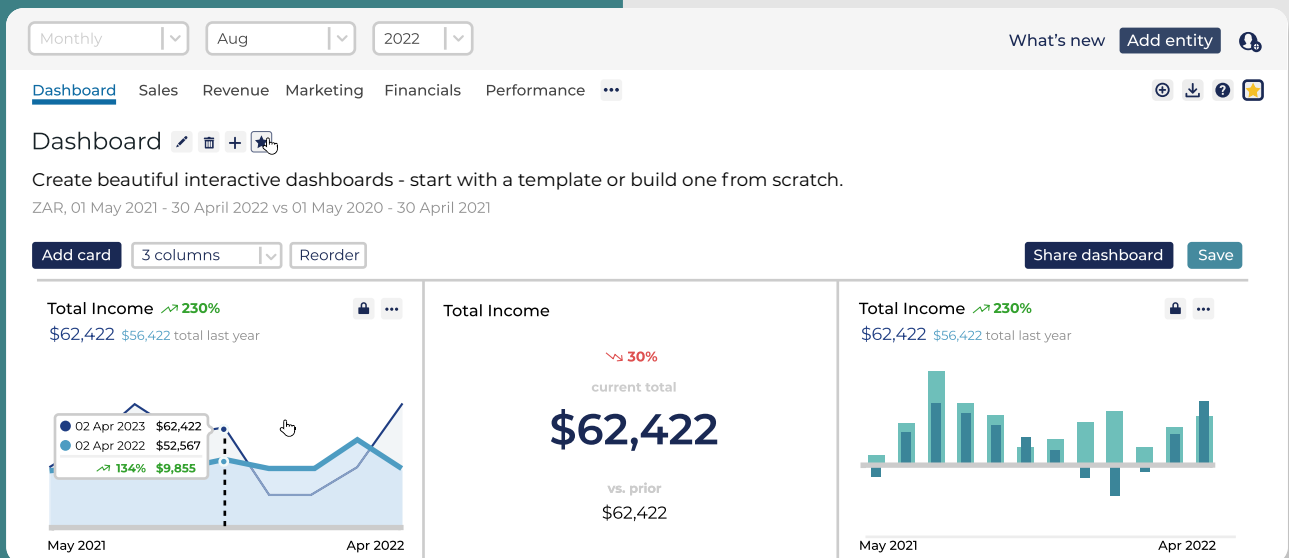
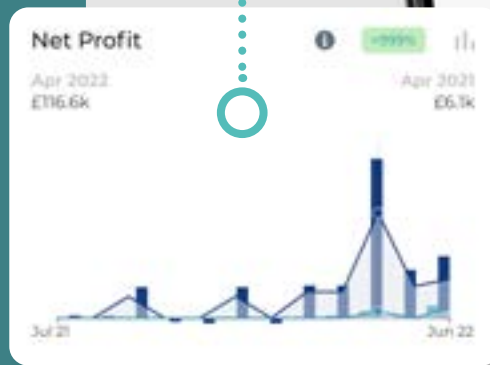
Visually track your most valuable metrics with our dynamic dashboard

## Multi-channel

Monitor your performance online or through the Syft App

## Share

Add your dashboard to a report template and share a secure link with non-Syft users



# Make **financial sense** of the future

Improve business planning using our cash management forecast and build out long-term scenario projections

## Cash flow

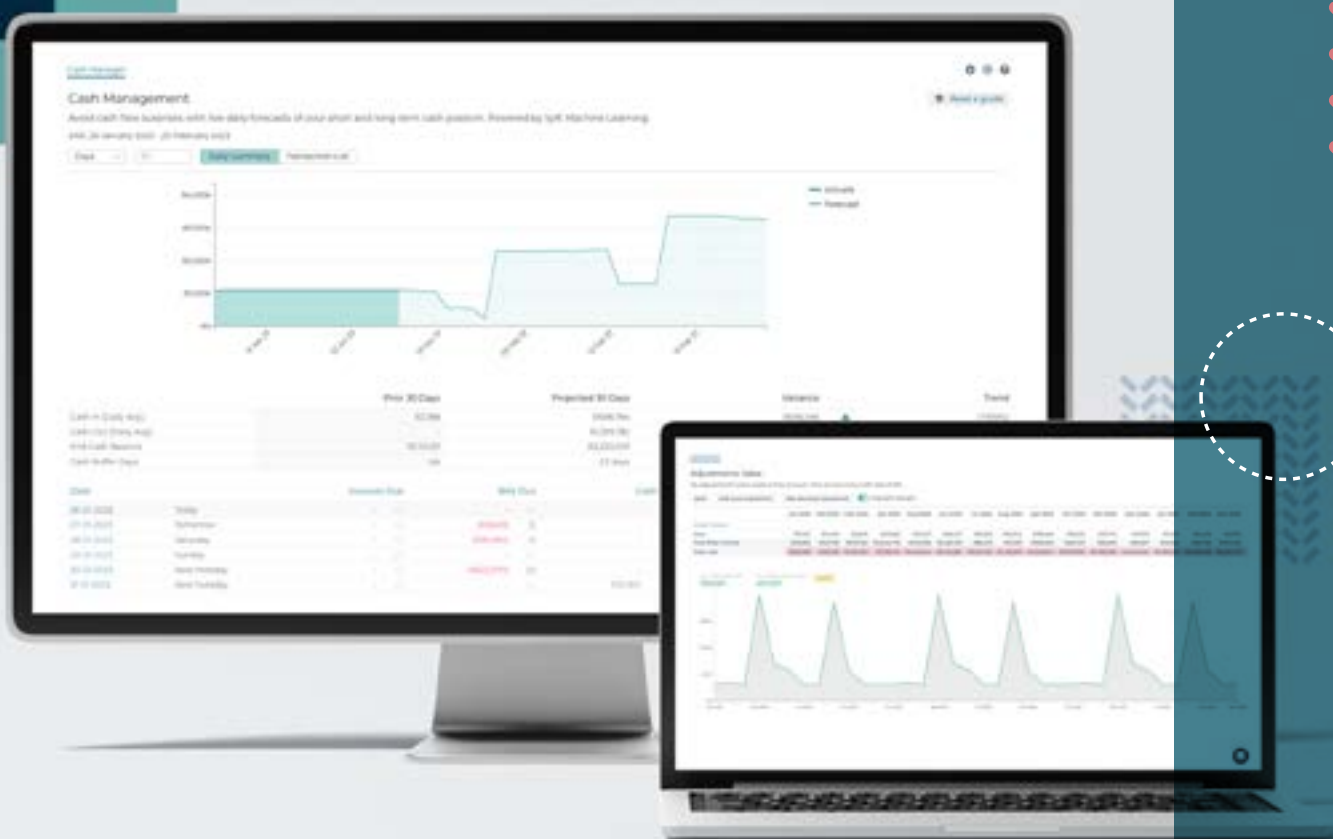
Manage cash flow requirements through daily forecasts incorporating invoices, bills, and cash movements

## Financial planning

Forecast your financials up to 10 years including key business drivers

## Scenarios

Create scenarios to understand the potential variability of performance in your business



# Consolidations and **multi-entity** reporting

Analyze, track, and predict the performance of group structures

## Consolidations

Easily group related entities to visualize, analyze, forecast, and report at a consolidated level

## Eliminations and multi-currency

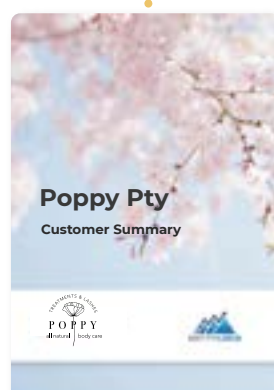
Eliminate inter-company transactions and accounts and combine multi-national entities

## Franchise solutions


Total oversight in one place with permissions and data sharing built for franchises



## MOTHER NATURE







Ready to **unlock value** from your **data**?

**Let's chat**

 [info@syftanalytics.com](mailto:info@syftanalytics.com)

 [www.syftanalytics.com](http://www.syftanalytics.com)

